


Name of the Company : PEARL ELECTRONICS LTD RS1

Script Code, Name of the scrip, class of security :

Quarter ended : 30/09/2014

Partly paid-up shares :-	No. of partly paid-up shares	As a % of total no. of partly paid-up shares	As a % of total no. of shares of the company
Held by promoter/ promoter group		0.00	0.00
Held by public		0.00	0.00
Total	0	0.00	0.00
Outstanding convertible securities	No. of outstanding securities	As a % of total no. of outstanding convertible securities	As a % of total no. of shares of the company, assuming full conversion of the convertible securities
Held by promoter/ promoter group		0.00	0.00
Held by public		0.00	0.00
Total	0	0.00	0.00
Warrants	No. of Warrants	As a % of total no. of Warrants	As a % of total no. of shares of the company, assuming full conversion of warrants
Held by promoter/ promoter group	0	0.00	0.00
Held by public	0	0.00	0.00
Total	0	0.00	0.00
Total paid-up capital of the company, assuming full conversion of warrants convertible securities:	197662480		100.00
Total (A+B+C)+ D+E+F)			

For Pearl Electronics Ltd. RS1

 Director/ Auth. Sign.

Statement Showing Shareholding Pattern

Table (IXa)

Category of Shareholder	Number of Shareholders	Total Number of Shares	Number of Total Shareholding as a percentage of total number of Dematerialised shares		Number of Shares otherwise encumbered	Shares Pledged or otherwise	As a percentage of (VII)/(IV) *100
			As a Percentage of (A+B)	As a Percentage of (A+B+C)			
(I)	(II)	(III)	(IV)	(V)	(VI)	(VII)	(VIII) (IX) = (VII)/(IV) *100

(A) Shareholding of Promoter and Promoter Group²

1. INDIAN

(a) INDIVIDUAL/HUF	5	1480640	1480640	5.8082	5.8082	0	0.00
(b) CENTRAL/STATE GOVERNMENT(S)	0	0	0	0.0000	0.0000	0	0.00
(c) BODIES CORPORATE	0	0	0	0.0000	0.0000	0	0.00
(d) FINANCIAL INSTITUTIONS/BANKS	0	0	0	0.0000	0.0000	0	0.00
(e) ANY OTHERS (Specify)	0	0	0	0.0000	0.0000	0	0.00
(f) DIRECTORS RELATIVES	0	0	0	0.0000	0.0000	0	0.00
(g) GROUP COMPANIES	6	19357410	19357410	9.7932	9.7932	0	0.00
SUB TOTAL (A)(I) :	11	30838050	30838050	15.6014	15.6014	0	0.00

2. FOREIGN

(a) INDIVIDUAL	0	0	0	0.0000	0.0000	0	0.00
(b) BODIES CORPORATE	0	0	0	0.0000	0.0000	0	0.00
(c) INSTITUTIONS	0	0	0	0.0000	0.0000	0	0.00
(d) QUALIFIED FOREIGN INVESTOR	0	0	0	0.0000	0.0000	0	0.00
(e) ANY OTHERS (Specify)	0	0	0	0.0000	0.0000	0	0.00
SUB TOTAL (A)(2) :	0	0	0	0.0000	0.0000	0	0.00

Total holding for promoters

(A)-(A)(1) + (A)(2)	11	30838050	30838050	15.6014	15.6014	0	0.00
---------------------	-----------	-----------------	-----------------	----------------	----------------	----------	-------------

(B) Public shareholding

1. INSTITUTIONS

(a) MUTUAL FUNDS/UTI	0	0	0	0.0000	0.0000	0	0.00
(b) FINANCIAL INSTITUTIONS/BANKS	0	0	0	0.0000	0.0000	0	0.00
(c) CENTRAL/STATE GOVERNMENT(S) VENTURE CAPITAL FUNDS	0	0	0	0.0000	0.0000	0	0.00
(d) INSURANCE COMPANIES	0	0	0	0.0000	0.0000	0	0.00
(f) FITS	0	0	0	0.0000	0.0000	0	0.00
(g) FOREIGN VENTURE CAPITAL INVESTORS	0	0	0	0.0000	0.0000	0	0.00

For Pearl Electronics Limited
Zu. W. S.
 Director/ Auth. Sign.

Statement Showing Shareholding Pattern

Table (I)(a)

Category Code	Category of Shareholder	Number of Shareholders	Total Number Of Shares	Number of Total Shareholding as a percentage of total number of Dematerialised shares		Number of Shares Pledged or otherwise encumbered		As a percentage (IX) = (VII)/(IV) *100
				As a Percentage of (A+B)	As a Percentage of (A+B+C)	Number of shares	Percentage of shares	
(I)	(II)	(III)	(IV)	(V)	(VI)	(VII)	(VIII)	(IX)
(h)	QUALIFIED FOREIGN INVESTOR	0	0	0.0000	0.0000	0	0	0.00
(i)	ANY OTHERS (Specify)	0	0	0.0000	0.0000	0	0	0.00
SUB TOTAL (B)(I) :		0	0	0.0000	0.0000	0	0	0.00
B.2. Non-institutions								
(a)	BODIES CORPORATE INDIVIDUAL	338	37244925	37197835	18.8427	18.8427	0	0.00
(b)	(CAPITAL UP TO Rs. 1 Lakh)	1113	4688585	3767705	2.3315	2.3315	0	0.00
(c)	(CAPITAL GREATER THAN Rs. 1 Lakh)	122	12325157	48402337	62.3564	62.3564	0	0.00
(d)	QUALIFIED FOREIGN INVESTOR ANY OTHERS (Specify)	0	0	0	0.0000	0.0000	0	0.00
(i)	TRUSTS	0	0	0	0.0000	0.0000	0	0.00
(ii)	CLEARING MEMBER	27	1714023	1714023	0.8671	0.8671	0	0.00
(iii)	DIRECTORS RELATIVES	0	0	0	0.0000	0.0000	0	0.00
(iv)	EMPLOYEE	0	0	0	0.0000	0.0000	0	0.00
(v)	NON RESIDENT INDIANS (NRI)	3	1740	50	0.0009	0.0009	0	0.00
(vi)	OVERSEAS BODIES CORPORATES UNCLAIMED	0	0	0	0.0000	0.0000	0	0.00
SUB TOTAL (B)(2) :		1603	166824430	91081950	84.3986	84.3986	0	0.00
Total Public Shareholding (B)=(B)(1) + (B)(2)		1603	166824430	91081950	84.3986	84.3986	0	0.00
Total (A) + (B) :		1614	19762480	121920000	100.0000	100.0000	0	0.00
(C) Shares held by Custodians and against which Depository Receipts have been issued								
(i)	Promoter and Promoter Group	0	0	0	0.0000	0.0000	0	0.00
(ii)	Public	0	0	0	0.0000	0.0000	0	0.00
SUB TOTAL (C)(1) :		0	0	0	0.0000	0.0000	0	0.00

For Pearl Electronics Limited
Z. V. V. V.
 Director / Auth. Sign.

Grand Total (A) + (B) + (C) 1614 197662480 121920000 100 100.0000 0 0.00

NOTES :

1) NAME, NUMBER OF SHARES HELD & PERCENTAGE OF ENTITIES / PERSONS HOLDING MORE THAN 1% OF THE TOTAL SHARES OF THE COMPANY IS AS PER ANNEXURE

(I)(b) Statement showing holding of securities (including shares, warrants, convertible securities) of persons belonging to the category "Promoter and Promoter Group"

S.No	Name of the Shareholder	Total shares held			Encumbered shares (*)			Details of warrants			Details of convertible securities		
		Number of shares	As a % of grand total (A)+(B)+(C)	Number	As a % of grand total (A)+(B)+(C)	Number of warrants held sub-class (I)(a)	As a % of total warrants of the same class	Number of convertible securities held	As a % of total convertible securities of the same class	Number of convertible securities held	As a % of total convertible securities of the same class	Total shares (including underlying shares assuming full conversion of warrants and convertible securities) as a % of diluted share capital	
(I)	(II)	(III)	(IV)	(V)	(VI)=(V)/(III)* 100	(VII)	(VIII)	(IX)	(X)	(XI)	(XII)		
1	NAVYUG TELEFILMS PRIVATE LIMITED	7599060	3.8445	0	0.00	0.00	0	0	0	0	0		
2	KRISHAN KHADARIA	7260700	3.6733	0	0.00	0.00	0	0	0	0	0		
3	GOLDEN MEADOWS EXPORT PRIVATE LIMITED	5111100	2.5858	0	0.00	0.00	0	0	0	0	0		
4	ASHA KHADARIA	4137610	2.0933	0	0.00	0.00	0	0	0	0	0		
5	ATTRIBUTE SHARES AND SECURITIES PVT. LTD.	3729130	1.8866	0	0.00	0.00	0	0	0	0	0		
6	MUMBADEVI FINANCE INVESTMENT COMPANY PVT LT	2158020	1.0918	0	0.00	0.00	0	0	0	0	0		
7	FOREVER FLOURISHING FINANCE & INVESTMENT PVT LTD	438150	0.2217	0	0.00	0.00	0	0	0	0	0		
8	KASHISH MULTITRADE PRIVATE LIMITED	321950	0.1629	0	0.00	0.00	0	0	0	0	0		
9	MOHIT KHADARIA	39750	0.0201	0	0.00	0.00	0	0	0	0	0		
10	SUSHILA DEVI RAGHUNATH PRASAD KHADARIA	28390	0.0144	0	0.00	0.00	0	0	0	0	0		
11	MOHINI KRISHAN KHADARIA	14190	0.0072	0	0.00	0.00	0	0	0	0	0		
TOTAL :		30838050	15.6014	0	0.00	0.0000	0	0	0	0	0		

PRINTED ON : 22/10/2014

PAGE NO : 1

For Pearl Electronics Limited
S. V. W. S.
 Director/ Auth. Sign.


(1)(c)(i)

Statement showing holding of securities (including shares, warrants, convertible securities) of persons belonging to the category "Public" and holding more than 1% of the total number of shares.

S.No	Name of the shareholder	Number of shares	Shares as a percentage of total number of shares i.e. Grand Total (A)+(B)+(C) indicated in Statement at para (i) (a) above}	Details of warrants		Details of convertible securities		Total shares (including underlying shares assuming full conversion of warrants and convertible securities) as a % of diluted share capital
				Number of warrants	As a % total number of warrants of the same class	Number of convertible securities held	% w.r.t. total number of convertible securities of the same class	
1	SANJAY SINGAL - HUF	10000000	5.0591	0	0	0	0	0
2	SANJAY SINGAL	10000000	5.0591	0	0	0	0	0
3	AARTI SINGAL	10000000	5.0591	0	0	0	0	0
4	OCTOPUS INFOTEL PRIVATE LTD.	4921950	2.4901	0	0	0	0	0
5	PRAVEEN KUMAR AGARWAL	2839500	1.4365	0	0	0	0	0
6	PRADEEP KUMAR	2500000	1.2648	0	0	0	0	0
7	MANISH UPPAL	2500000	1.2648	0	0	0	0	0
8	RAJKUMAR BADGUJAR	2500000	1.2648	0	0	0	0	0
9	BUSHAN KUMAR UPPAL	2500000	1.2648	0	0	0	0	0
10	SHREE NARAYAN AGARWAL	2500000	1.2648	0	0	0	0	0
11	RENU AGGARWAL	2000000	1.0118	0	0	0	0	0
12	TARUN AGGARWAL	2000000	1.0118	0	0	0	0	0
13	DILIP B JIVRAJKA	2000000	1.0118	0	0	0	0	0
14	SURENDRA B JIVRAJKA	2000000	1.0118	0	0	0	0	0
15	SUNITA BINDAL	2000000	1.0118	0	0	0	0	0
16	RENU MITTAL	2000000	1.0118	0	0	0	0	0
17	ASHOK B JIVRAJKA	2000000	1.0118	0	0	0	0	0
18	BABITA PATWARI	1998550	1.0111	0	0	0	0	0
TOTAL :		66260000	33.5218	0	0	0	0	0

Printed Date : 22/10/2014


PAGE NO : 1

For Pearl Electronics Limited

 Director/Auth. Sign.

(1)(c)(ii) Statement showing holding of securities (including shares, warrants, convertible securities) of persons (together with PAC) belonging to the category "Public" and holding more than 5% of the total number of shares of the company.

SR.NO	Name	Number of Shares	Per	Details of warrants			Details of convertible securities			Total shares (including underlying shares assuming full conversion of warrants and convertible securities) as a % of diluted share capital
				Number of warrants held	As a % total number of warrants of the same class	Number of convertible securities held	% w.r.t. total number of convertible securities of the same class			
1	SANJAY SINGAL - HUF	10000000	5.0591	0	0	0	0	0	0	
2	SANJAY SINGAL	10000000	5.0591	0	0	0	0	0	0	
3	AARTI SINGAL	10000000	5.0591	0	0	0	0	0	0	
TOTAL :		30000000	15.1774	0	0	0	0	0	0	

Printed Date : 22/10/2014


For Pearl Electronics Limited

 Director/Auth. Sign.

(1)(d)

Statement showing details of locked-in shares

AS ON : 30/09/2014

Sr.No	Name of the shareholder	Number of locked-in shares	Locked-in shares as a percentage of total number of shares {i.e., Grand Total (A)+(B)+(C) indicated in Statement at para (1)(e) above}	Promoter / Promoter Group / Public
1	MANISH UPPAL	2500000	1.26	Public
2	PRADEEP KUMAR	2500000	1.26	Public
3	G.M. LINGARAJU	1500000	0.76	Public
4	ANJU SOMANI	500000	0.25	Public
5	DEEPAK KUMAR AGARWAL	1250000	0.63	Public
6	SANDESH ZAMBAD	1900000	0.96	Public
7	DILIP B JIVRAJKA	2000000	1.01	Public
8	G.S. ANITHKUMAR	1500000	0.76	Public
9	SUBHASH ZAMBAD	1900000	0.96	Public
10	SUNIT KR. SINGHAL	1500000	0.76	Public
11	BHAGWANDAS SOMANI HUF	500000	0.25	Public
12	RAJKUMAR BADGUAR	2500000	1.26	Public
13	SANJEEV TONDON HUF	500000	0.25	Public
14	ADITYA SARAUF HUF	250000	0.13	Public
15	SURENDRA B JIVRAJKA	2000000	1.01	Public
16	SANIAY SINGAL	10000000	5.06	Public
17	SUDHIRKUMAR B. AGARWAL	1750000	0.89	Public
18	SUNIT KR. SINGHAL HUF	1500000	0.76	Public
19	AVANI D JOSHI	1250000	0.63	Public
20	LAXMINIVAS MODANI	1250000	0.63	Public
21	NATWAR LAL DAGA	350000	0.18	Public
22	SHREE NARAYAN AGARWAL	2500000	1.26	Public
23	SUNDER SOMANI	500000	0.25	Public
24	ASHOK B JIVRAJKA	2000000	1.01	Public
25	G.M. PRASANNA KUMAR	1500000	0.76	Public
26	POOJA TONDON	500000	0.25	Public
27	PRAVIN KUMAR B. AGARWAL	1750000	0.89	Public
28	R N SARAF & SONS HUF	2500000	1.26	Public
29	SMITA SOMANI	500000	0.25	Public
30	AARITI SINGAL	10000000	5.06	Public
31	BUSHAN KUMAR UPPAL	2500000	1.26	Public
32	KUSUM N SONI	1000000	0.51	Public
33	MANJU DEVI SARAUF	250000	0.13	Public
34	SANIAY SINGAL - HUF	10000000	5.06	Public
TOTAL:		72150000	36.5016	

For Pearl Electronics Limited

 Director / Auth. Sign.


(ii)(a)

Statement showing details of Depository Receipts (DRs)

Sr.No.	Type of Outstanding DR (ADRs,GDRs,SDRs etc.)	No of Outstanding DRs.	No of Shares underlying outstanding DRs.	Shares underlying outstanding DRs as a Percentage of total number of shares (i.e Grand Total (A)+(B) + (C) Indicated in statement at para(f) (a) above)
1	GDRs			
TOTAL :				

(ii) (b) Statement showing holding of Depository Receipts (DRs) , where underlying shares held by 'promoter / promoter group ' are in excess of 1% of the total number of shares.

Sr.No.	Name of the DR Holder	Type of Outstanding DR (ADRs,GDRs,SDRs etc.)	No of Shares underlying outstanding DRs.	Shares underlying outstanding DRs as a Percentage of Total number of shares (i.e Grand Total (A)+(B)+(C) Indicated in statement at Para (f) (a) above)
TOTAL :				

For Pearl Electronics Limited

Director /Auth. Sign.