


Name of the Company : PEARL ELECTRONICS LTD
 Script Code/Name of the scrip, class of security :
 Quarter ended : 31/03/2014

Partly paid-up shares :-	No. of partly paid-up shares	As a % of total no. of shares	As a % of total no. of shares of the company
Held by promoter/ promoter group		0.00	0.00
Held by public		0.00	0.00
Total	0	0.00	0.00
Outstanding convertible securities	No. of outstanding securities	As a % of total no. of outstanding convertible securities	As a % of total no. of shares of the company, assuming full conversion of the convertible securities
Held by promoter/ promoter group		0.00	0.00
Held by public		0.00	0.00
Total	0	0.00	0.00
Warrants	No. of Warrants	As a % of total no. of Warrants	As a % of total no. of shares of the company, assuming full conversion of warrants
Held by promoter/ promoter group	0	0.00	0.00
Held by public	0	0.00	0.00
Total	0	0.00	0.00
Total paid-up capital of the company, assuming full conversion of warrants convertible securities	19766248		100.00
Total (A+B+C+D+E+F)			

For Pearl Electronics Limited

 Director/ Auth. Sign.

Statement Showing Shareholding Pattern

Table (I)(a)									
Category of Shareholder	Number of Shareholders	Total Number of Shares	Number of Shares held in Dematerialised form	Total Shareholding as a percentage of total number of shares	As a Percentage of (A+B)	As a Percentage of (A+B+C)	As a Percentage of (A+B+C)	Shares Pledged or otherwise encumbered	(IX) = (VIII)/(IV) * 100
(I)	(II)	(III)	(IV)	(V)	(VI)	(VII)	(VIII)	(IX)	(X)
(A) Shareholding of Promoter and Promoter Group2									
1. INDIAN									
(a)	INDIVIDUAL / HUF	5	1148064	1148064	5.8082	5.8082	0	0.00	
(b)	CENTRAL / STATE GOVERNMENT(S)	0	0	0	0.0000	0.0000	0	0.00	
(c)	BODIES CORPORATE	0	0	0	0.0000	0.0000	0	0.00	
(d)	FINANCIAL INSTITUTIONS / BANKS	0	0	0	0.0000	0.0000	0	0.00	
(e)	ANY OTHERS (Specify)	0	0	0	0.0000	0.0000	0	0.00	
(f)	DIRECTORS / RELATIVES	0	0	0	0.0000	0.0000	0	0.00	
(g)	GROUP COMPANIES	6	1935741	1935741	9.7932	9.7932	0	0.00	
SUB TOTAL (A)(I) :		11	3083805	3083805	15.6014	15.6014	0	0.00	
2. FOREIGN									
(a)	INDIVIDUAL	0	0	0	0.0000	0.0000	0	0.00	
(b)	BODIES CORPORATE	0	0	0	0.0000	0.0000	0	0.00	
(c)	INSTITUTIONS	0	0	0	0.0000	0.0000	0	0.00	
(d)	QUALIFIED FOREIGN INVESTOR	0	0	0	0.0000	0.0000	0	0.00	
(e)	ANY OTHERS (Specify)	0	0	0	0.0000	0.0000	0	0.00	
SUB TOTAL (A)(2) :		0	0	0	0.0000	0.0000	0	0.00	
Total holding for promoters (A)+(A)(1) + (A)(2)									
(B) Public shareholding		11	3083805	3083805	15.6014	15.6014	0	0.00	
1. INSTITUTIONS									
(a)	MUTUAL FUNDS / UTI	0	0	0	0.0000	0.0000	0	0.00	
(b)	FINANCIAL INSTITUTIONS / BANKS	0	0	0	0.0000	0.0000	0	0.00	
(c)	CENTRAL / STATE GOVERNMENT(S)	0	0	0	0.0000	0.0000	0	0.00	
(d)	VENTURE CAPITAL FUNDS	0	0	0	0.0000	0.0000	0	0.00	
(e)	INSURANCE COMPANIES	0	0	0	0.0000	0.0000	0	0.00	
(f)	FIS	0	0	0	0.0000	0.0000	0	0.00	
(g)	FOREIGN VENTURE CAPITAL INVESTORS	0	0	0	0.0000	0.0000	0	0.00	


For Pearl Electronics Limited
 Director/ Auth. Sign.

(Handwritten Signature)

Statement Showing Shareholding Pattern

Table (I)(a)

Category of Shareholder Code	Number of Shareholders	Total Number of Shares	Number of Shares held in Dematerialised form		As a Percentage of (A+B)		As a Percentage of shares (A+B+C)		Shares Pledged or otherwise encumbered	
			(IV)	(V)	(VI)	(VII)	(VIII)	(IX)=(VIII)/(IV)*100		
(I)	(II)	(III)	(IV)	(V)	(VI)	(VII)	(VIII)	(IX)	(X)	
(h) QUALIFIED FOREIGN INVESTOR	0	0	0	0	0.0000	0.0000	0	0.00	0.00	
(i) ANY OTHERS (Specify)	0	0	0	0	0.0000	0.0000	0	0.00	0.00	
SUB TOTAL (BX1) :	0	0	0	0	0.0000	0.0000	0	0.00	0.00	
B.2. Non-Institutions										
(a) BODIES CORPORATE	145	2271882	2267173	11.4937	11.4937	11.4937	0	0.00	0.00	
(b) INDIVIDUAL	1231	465816	381502	2.3566	2.3566	2.3566	0	0.00	0.00	
(i) (CAPITAL UPTO TO Rs. 1 Lakh)	156	13914270	4594316	70.3941	70.3941	70.3941	0	0.00	0.00	
(ii) (CAPITAL GREATER THAN Rs. 1 Lakh)	0	0	0	0.0000	0.0000	0.0000	0	0.00	0.00	
(c) QUALIFIED FOREIGN INVESTOR	0	0	0	0	0.0000	0.0000	0	0.00	0.00	
(d) ANY OTHERS (Specify)	0	0	0	0	0.0000	0.0000	0	0.00	0.00	
(i) TRUSTS	8	21068	21068	0.1066	0.1066	0.1066	0	0.00	0.00	
(ii) CLEARING MEMBER	0	0	0	0.0000	0.0000	0.0000	0	0.00	0.00	
(iii) DIRECTORS / RELATIVES	0	0	0	0	0.0000	0.0000	0	0.00	0.00	
(iv) EMPLOYEE	5	9407	9238	0.0476	0.0476	0.0476	0	0.00	0.00	
(v) NON RESIDENT INDIANS (NRI)	0	0	0	0.0000	0.0000	0.0000	0	0.00	0.00	
(vi) OVERSEAS BODIES CORPORATES	0	0	0	0.0000	0.0000	0.0000	0	0.00	0.00	
(vii) UNCLAIMED SUSPENSE ACCOUNT	0	0	0	0.0000	0.0000	0.0000	0	0.00	0.00	
SUB TOTAL (BX2) :	1545	16682443	7273297	84.3986	84.3986	84.3986	0	0.00	0.00	
Total Public Shareholding										
(B)-(BX1) + (BX2)	1545	16682443	7273297	84.3986	84.3986	84.3986	0	0.00	0.00	
Total (A) + (B) :	1556	19766248	10387102	100.0000	100.0000	100.0000	0	0.00	0.00	
(C) Shares held by Custodians and against which Depository Receipts have been issued										
(i) Promoter and Promoter Group	0	0	0	0.0000	0.0000	0.0000	0	0.00	0.00	
(ii) Public	0	0	0	0.0000	0.0000	0.0000	0	0.00	0.00	
SUB TOTAL (CX) :	0	0	0	0.0000	0.0000	0.0000	0	0.00	0.00	

For Pearl Electronics Limited

 Director/Auth. Sign.

Grand Total (A) + (B) + (C) 1556 19766248 10357102 100 100.0000 0 0.00

NOTES :

1) NAME, NUMBER OF SHARES HELD & PERCENTAGE OF ENTITIES / PERSONS HOLDING MORE THAN 1% OF THE TOTAL SHARES OF THE COMPANY IS AS PER ANNEXURE

(f)(b) Statement showing holding of securities (including shares, warrants, convertible securities) of persons belonging to the category "Promoter and Promoter Group"


Sl.No	Name of the Shareholder	Total shares held		Encumbered shares (*)			Details of warrants		Details of convertible securities		Total shares (including underlying shares assuming full conversion of warrants and convertible securities) as a % of diluted share capital (XII)
		Number of shares (A)+(B)+(C)	As a % of grand total (A)+(B)+(C)	Number	As a percentage	As a % of grand total (A)+(B)+(C) sub-clause (IVa)	Number of warrants held the same class	As a % total convertible securities of the same class	Number of convertible securities held	As a % total convertible securities of the same class	
(I)	(II)	(III)	(IV)	(V)	(VI) $(VD)-(V)/(III)*100$	(VII)	(VIII)	(IX)	(X)	(XI)	(XII)
1	NAVYUG TELEFILMS PRIVATE LIMITED	759906	3.8445	0	0.00	0.00	0	0	0	0	0
2	KRISHAN KHADARIA	726070	3.6733	0	0.00	0.00	0	0	0	0	0
3	GOLDEN MEADOWS EXPORT PRIVATE LIMITED	511110	2.5858	0	0.00	0.00	0	0	0	0	0
4	ASHA KHADARIA	413761	2.0933	0	0.00	0.00	0	0	0	0	0
5	ATTRIBUTE SHARES AND SECURITIES PVT. LTD.	372913	1.8866	0	0.00	0.00	0	0	0	0	0
6	MUMBADEVI FINANCE INVESTMENT COMPANY PVT LT	215802	1.0918	0	0.00	0.00	0	0	0	0	0
7	FOREVER FLOURISHING FINANCE & INVESTMENT PVT LTD	43815	0.2217	0	0.00	0.00	0	0	0	0	0
8	KASHISH MULTI TRADE PRIVATE LIMITED	32195	0.1629	0	0.00	0.00	0	0	0	0	0
9	MOHIT KHADARIA	3975	0.0201	0	0.00	0.00	0	0	0	0	0
10	SUSHILA DEVI RAGHUNATH PRASAD KHADARIA	2839	0.0144	0	0.00	0.00	0	0	0	0	0
11	MOHINI KRISHAN KHADARIA	1419	0.0072	0	0.00	0.00	0	0	0	0	0
TOTAL:		3063905	15.6014	0	0.00	0.0000	0	0	0	0	0

PRINTED ON: 07/04/2014

PAGE NO: 1

Print Date: 07/04/2014

Page 4 of 8

For Pearl Electronics Limited

 Director/Auth. Sign.

(X)(e)(f) Statement showing holding of securities (including shares, warrants, convertible securities) of persons belonging to the category "Public" and holding more than 1% of the total number of shares.

Sr.No	Name of the shareholder	Number of shares	Shares as a percentage of total number of shares (i.e., Grand Total (A)+(B)+(C) indicated in Statement at para (f) (a) above)	Details of warrants		Details of convertible securities		Total shares (including underlying shares assuming full conversion of warrants and convertible securities) as a % of diluted share capital
				Number of warrants	As a % total number of warrants of the same class	Number of convertible securities held	% w.r.t. total number of convertible securities of the same class	
1	SANJAY SINGAL - HUF	1000000	5.0591	0	0	0	0	0
2	SANJAY SINGAL	1000000	5.0591	0	0	0	0	0
3	AARTI SINGAL	1000000	5.0591	0	0	0	0	0
4	OCTOPUS INFOTEL PRIVATE LTD.	492195	2.4901	0	0	0	0	0
5	PRAVEEN KUMAR AGARWAL	283950	1.4365	0	0	0	0	0
6	PRADEEP KUMAR	250000	1.2648	0	0	0	0	0
7	MANISH UPPAL	250000	1.2648	0	0	0	0	0
8	RAJKUMAR BADGUJAR	250000	1.2648	0	0	0	0	0
9	BUSHAN KUMAR UPPAL	250000	1.2648	0	0	0	0	0
10	SHREE NARAYAN AGARWAL	250000	1.2648	0	0	0	0	0
11	SNEHA PATWARI	227160	1.1492	0	0	0	0	0
12	BABITA PATWARI	227160	1.1492	0	0	0	0	0
13	SURENDRA B JIWARAJKA	200000	1.0118	0	0	0	0	0
14	RENU AGGARWAL	200000	1.0118	0	0	0	0	0
15	SUNITA BINDAL	200000	1.0118	0	0	0	0	0
16	RENU MITTAL	200000	1.0118	0	0	0	0	0
17	TARUN AGGARWAL	200000	1.0118	0	0	0	0	0
18	ASHOK B JIWARAJKA	200000	1.0118	0	0	0	0	0
19	DILIP B JIWARAJKA	200000	1.0118	0	0	0	0	0
TOTAL :		6880465	34.8092	0	0	0	0	0

Printed Date : 07/04/2014

PAGE NO : 1

For Pearl Electronics Limited

(Signature)

Director/Auth. Sign.

(Vc)(ii) Statement showing holding of securities (including shares, warrants, convertible securities) of persons (together with PAC) belonging to the category "Public" and holding more than 5% of the total number of shares of the company.

SR.NO	Name	Number of shares	Details of warrants		Details of convertible securities			Total shares (including underlying shares assuming full conversion of warrants and convertible securities) as a % of diluted share capital
			Number of warrants held	As a % total number of warrants of the same class	Number of convertible securities held	% w.r.t. total number of convertible securities of the same class		
		Shares	Per					
1	SANJAY SINGAL - HUF	1000000	5.0591	0	0	0	0	0
2	SANJAY SINGAL	1000000	5.0591	0	0	0	0	0
3	AARTI SINGAL	1000000	5.0591	0	0	0	0	0
	TOTAL:	3000000	15.1774	0	0	0	0	0

Printed Date : 07/04/2014

For Pearl Electronics Limited
W. S. Mahapatra
 Director/Auth. Sign.

(1)(d)

Statement showing details of locked-in shares

AS ON : 31/03/2014

Sr.No	Name of the shareholder	Number of locked-in shares	Locked-in shares as a percentage of total number of shares (i.e., Grand Total (A)+(B)+(C) indicated in Statement at para 1)(e) above}	Promoter / Promoter Group / Public
1	AARTI SINGAL	1000000	5.06	Public
2	ADITYA A GAGGAR	100000	0.51	Public
3	ADITYA SARAF HUF	25000	0.13	Public
4	ALOK KUMAR B. AGARWAL	175000	0.89	Public
5	AMIT KUMAR MODI	125000	0.63	Public
6	ANJU SOMANI	50000	0.25	Public
7	ANKUR GUPTA	87500	0.44	Public
8	ASHOK B JIWARAJKA	200000	1.01	Public
9	ASTHA ARORA	75000	0.38	Public
10	AVANI D JOSHI	125000	0.63	Public
11	BHAGWANDAS SOMANI HUF	50000	0.25	Public
12	BUSHAN KUMAR UPPAL	250000	1.26	Public
13	DEEPAK KUMAR AGARWAL	125000	0.63	Public
14	DILIP B JIWARAJKA	200000	1.01	Public
15	G.M. LINGARAJU	150000	0.76	Public
16	G.M. PRASANNA KUMAR	150000	0.76	Public
17	G.S. ANITHKUMAR	150000	0.76	Public
18	JUGAL KISHORE	125000	0.63	Public
19	KUSUM N SONI	100000	0.51	Public
20	LAXMINIWAS MODANI	125000	0.63	Public
21	MANISH UPPAL	250000	1.26	Public
22	MANJU DEVI SARAF	25000	0.13	Public
23	NATWAR LAL DAGA	35000	0.18	Public
24	NAVNEET KHANDLWAL	87500	0.44	Public
25	NEEL SHANKAR HARLALKA	125000	0.63	Public
26	POOJA TONDON	50000	0.25	Public
27	PRADEEP KUMAR	250000	1.26	Public
28	PRAVIN KUMAR B. AGARWAL	175000	0.89	Public
29	R N SARAF & SONS HUF	25000	0.13	Public
30	RAJKUMAR BADGUJAR	250000	1.26	Public
31	RENU AGGARWAL	200000	1.01	Public
32	RENU MITTAL	200000	1.01	Public
33	SANDESH ZAMBAD	190000	0.96	Public
34	SANJAY SINGAL	1000000	5.06	Public
35	SANJAY SINGAL - HUF	50000	0.25	Public
36	SANJEEV TONDON HUF	190000	0.96	Public
37	SEEMA ZAMBAD	250000	1.26	Public
38	SHREE NARAYAN AGARWAL	50000	0.25	Public
39	SMITA SOMANI	190000	0.96	Public
40	SUBHASH ZAMBAD	190000	0.96	Public

Print Date : 07/04/2014

Page 7 of 8

For Pearl Electronics Limited



Director/Auth. Sign.

41	SUDHIRKUMAR B. AGARWAL	175000	0.89	Public
42	SUNDER SOMANI	50000	0.25	Public
43	SUNIT KR. SINGHAL	150000	0.76	Public
44	SUNIT KR. SINGHAL HUF	150000	0.76	Public
45	SUNITA BINDAL	200000	1.01	Public
46	SURENDRA B JIWRAJKA	200000	1.01	Public
47	TARUN AGGARWAL	200000	1.01	Public
48	VIJAY GUPTA	125000	0.63	Public
TOTAL:		9230000	46.6958	

(ii)(a) **Statement showing details of Depository Receipts (DRs)**

Sr.No.	Type of Outstanding DR (ADRs,GDRs,SDRs etc.)	No of Outstanding DRs.	No of Shares underlying outstanding DRs.	Shares underlying outstanding DRs as a Percentage of total number of shares (i.e Grand Total (A)+ (B) + (C) Indicated in statement at para(I) (a) above)
I	GDRs			
TOTAL:				

(ii) (b) Statement showing holding of Depository Receipts (DRs) , where underlying shares held by 'promoter / promoter group ' are in excess of 1% of the total number of shares.

Sr.No.	Name of the DR Holder	Type of Outstanding DR (ADRs,GDRs,SDRs etc.)	No. of Shares underlying outstanding DRs.	Shares underlying outstanding DRs.as a Percentage of total number of shares (i.e Grand Total (A)+(B)+(C) Indicated in statement at Para (I) (a) above)
I				
TOTAL:				

For Pearl Electronics Limited

[Signature]
Director/Auth. Sign.