


Name of the Company : PEARL ELECTRONICS LTD RS1

Script Code, Name of the scrip, class of security :

Quarter ended : 30/06/2015

Partly paid-up shares :-	No. of partly paid-up shares	As a % of total no. of partly paid-up shares	As a % of total no. of shares of the company
Held by promoter/ promoter group		0.00	0.00
Held by public		0.00	0.00
Total	0	0.00	0.00
Outstanding convertible securities	No. of outstanding securities	As a % of total no. of outstanding convertible securities	As a % of total no. of shares of the company, assuming full conversion of the convertible securities
Held by promoter/ promoter group		0.00	0.00
Held by public		0.00	0.00
Total	0	0.00	0.00
Warrants	No. of Warrants	As a % of total no. of Warrants	As a % of total no. of shares of the company, assuming full conversion of warrants
Held by promoter/ promoter group	0	0.00	0.00
Held by public	0	0.00	0.00
Total	0	0.00	0.00
Total paid-up capital of the company, assuming full conversion of warrants convertible securities Total (A+B+C)+ D+E+F)	197662480		100.00

□



Statement Showing Shareholding Pattern

Table (I)(a)

Category Code	Category of Shareholder	Number of Shareholders	Total Number Of Shares	Number of Shares held in Dematerialised form	Total Shareholding as a percentage of total number of shares		Shares Pledged or otherwise encumbered	
					As a Percentage of (A+B)	As a Percentage of (A+B+C)	Number of shares	As a percentage
(I)	(II)	(III)	(IV)	(V)	(VI)	(VII)	(VIII)	(IX)= (VIII)/(IV) *100

(A) Shareholding of Promoter and Promoter Group2

1. INDIAN								
(a)	INDIVIDUAL / HUF	5	11480640	11480640	5.8082	5.8082	0	0.00
(b)	CENTRAL / STATE GOVERNMENT(S)	0	0	0	0.0000	0.0000	0	0.00
(c)	BODIES CORPORATE	0	0	0	0.0000	0.0000	0	0.00
(d)	FINANCIAL INSTITUTIONS / BANKS	0	0	0	0.0000	0.0000	0	0.00
(e)	ANY OTHERS (Specify)							
(i)	DIRECTORS RELATIVES	0	0	0	0.0000	0.0000	0	0.00
(ii)	GROUP COMPANIES	6	19357410	19357410	9.7932	9.7932	0	0.00
(iii)	TRUSTS	0	0	0	0.0000	0.0000	0	0.00
SUB TOTAL (A)(1) :		11	30838050	30838050	15.6014	15.6014	0	0.00
2. FOREIGN								
(a)	INDIVIDUAL	0	0	0	0.0000	0.0000	0	0.00
(b)	BODIES CORPORATE	0	0	0	0.0000	0.0000	0	0.00
(c)	INSTITUTIONS	0	0	0	0.0000	0.0000	0	0.00
(d)	QUALIFIED FOREIGN INVESTOR	0	0	0	0.0000	0.0000	0	0.00
(e)	ANY OTHERS (Specify)	0	0	0	0.0000	0.0000	0	0.00
SUB TOTAL (A)(2) :		0	0	0	0.0000	0.0000	0	0.00
Total holding for promoters (A)=(A)(1) + (A)(2)		11	30838050	30838050	15.6014	15.6014	0	0.00

(B) Public shareholding

1. INSTITUTIONS								
(a)	MUTUAL FUNDS / UTI	0	0	0	0.0000	0.0000	0	0.00
(b)	FINANCIAL INSTITUTIONS / BANKS	0	0	0	0.0000	0.0000	0	0.00
(c)	CENTRAL / STATE GOVERNMENT(S)	0	0	0	0.0000	0.0000	0	0.00
(d)	VENTURE CAPITAL FUNDS	0	0	0	0.0000	0.0000	0	0.00
(e)	INSURANCE COMPANIES	0	0	0	0.0000	0.0000	0	0.00
(f)	FII'S	0	0	0	0.0000	0.0000	0	0.00

Print Date : 13/07/2015




Statement Showing Shareholding Pattern

Table (I)(a)

Category Code	Category of Shareholder	Number of Shareholders	Total Number Of Shares	Number of Shares held in Dematerialised form	Total Shareholding as a percentage of total number of shares		Shares Pledged or otherwise encumbered	
					As a Percentage of (A+B)	As a Percentage of (A+B+C)	Number of shares	As a percentage
(I)	(II)	(III)	(IV)	(V)	(VI)	(VII)	(VIII)	(IX)= (VIII)/(IV) *100
(g)	FOREIGN VENTURE CAPITAL INVESTORS	0	0	0	0.0000	0.0000	0	0.00
(h)	QUALIFIED FOREIGN INVESTOR	0	0	0	0.0000	0.0000	0	0.00
(i)	ANY OTHERS (Specify)	0	0	0	0.0000	0.0000	0	0.00
SUB TOTAL (B)(1) :		0	0	0	0.0000	0.0000	0	0.00
B 2. Non-institutions								
(a)	BODIES CORPORATE	287	49416225	49369135	25.0003	25.0003	0	0.00
(b)	INDIVIDUAL							
(i)	(CAPITAL UPTO TO Rs. 1 Lakh)	1117	3946137	3110927	1.9964	1.9964	0	0.00
(ii)	(CAPITAL GREATER THAN Rs. 1 Lakh)	102	111107553	50434733	56.2107	56.2107	0	0.00
(c)	QUALIFIED FOREIGN INVESTOR	0	0	0	0.0000	0.0000	0	0.00
(d)	ANY OTHERS (Specify)							
(i)	TRUSTS	0	0	0	0.0000	0.0000	0	0.00
(ii)	CLEARING MEMBER	9	2351775	2351775	1.1898	1.1898	0	0.00
(iii)	DIRECTORS RELATIVES	0	0	0	0.0000	0.0000	0	0.00
(iv)	EMPLOYEE	0	0	0	0.0000	0.0000	0	0.00
(v)	NON RESIDENT INDIANS (NRI)	4	2740	1050	0.0014	0.0014	0	0.00
(vi)	OVERSEAS BODIES CORPORATES	0	0	0	0.0000	0.0000	0	0.00
(vii)	UNCLAIMED SUSPENSE ACCOUNT	0	0	0	0.0000	0.0000	0	0.00
SUB TOTAL (B)(2) :		1519	166824430	105267620	84.3986	84.3986	0	0.00
Total Public Shareholding (B)=(B)(1) + (B)(2)		1519	166824430	105267620	84.3986	84.3986	0	0.00
Total (A) + (B) :		1530	197662480	136105670	100.0000	100.0000	0	0.00
(C) Shares held by Custodians and against which Depository Receipts have been issued								
(i)	Promoter and Promoter Group	0	0	0	0.0000	0.0000	0	0.00
(ii)	Public	0	0	0	0.0000	0.0000	0	0.00
SUB TOTAL (C)(1) :		0	0	0	0.0000	0.0000	0	0.00

Print Date : 13/07/2015



Grand Total (A) + (B) + (C) 1530 197662480 136105670 100 100.0000 0 0.00

NOTES :

1) NAME, NUMBER OF SHARES HELD & PERCENTAGE OF ENTITIES / PERSONS HOLDING MORE THAN 1% OF THE TOTAL SHARES OF THE COMPANY IS AS PER ANNEXURE

(I)(b) Statement showing holding of securities (including shares, warrants, convertible securities) of persons belonging to the category "Promoter and Promoter Group"

Sr.No	Name of the Shareholder	Total shares held		Encumbered shares (*)			Details of warrants		Details of convertible securities		
		Number of shares	As a % of grand total (A)+(B)+(C)	Number	As a percentage	As a % of grand total (A)+(B)+(C) of sub-clause (I)(a)	Number of warrants held	As a % total number of warrants of the same class	Number of convertible securities held	As a % total number of convertible securities of the same class	Total shares (including underlying shares assuming full conversion of warrants and convertible securities) as a % of diluted share capital
(I)	(II)	(III)	(IV)	(V)	(VI)=(V)/(III)* 100	(VII)	(VIII)	(IX)	(X)	(XI)	(XII)
1	NAVYUG TELEFILMS PRIVATE LIMITED	7599060	3.8445	0	0.00	0.00	0	0	0	0	0
2	KRISHAN KHADARIA	7260700	3.6733	0	0.00	0.00	0	0	0	0	0
3	GOLDEN MEDOWS EXPORT PRIVATE LIMITED	5111100	2.5858	0	0.00	0.00	0	0	0	0	0
4	ASHA KHADARIA	4137610	2.0933	0	0.00	0.00	0	0	0	0	0
5	ATTRIBUTE SHARES AND SECURITIES PVT. LTD.	3729130	1.8866	0	0.00	0.00	0	0	0	0	0
6	MUMBADEVI FINANCE INVESTMENT COMPANY PVT LT	2158020	1.0918	0	0.00	0.00	0	0	0	0	0
7	FOREVER FLOURISHING FINANCE & INVESTMENT PVT LTD	438150	0.2217	0	0.00	0.00	0	0	0	0	0
8	KASHISH MULTI TRADE PRIVATE LIMITED	321950	0.1629	0	0.00	0.00	0	0	0	0	0
9	MOHIT KHADARIA	39750	0.0201	0	0.00	0.00	0	0	0	0	0
10	SUSHILA DEVI RAGHUNATH PRASAD KHADARIA	28390	0.0144	0	0.00	0.00	0	0	0	0	0
11	MOHINI KRISHAN KHADARIA	14190	0.0072	0	0.00	0.00	0	0	0	0	0
TOTAL :		30838050	15.6014	0	0.00	0.0000	0	0	0	0	0

PRINTED ON : 13/07/2015

PAGE NO : 1

Print Date : 13/07/2015

Page 4 of 8




(i)(c)(i) Statement showing holding of securities (including shares, warrants, convertible securities) of persons belonging to the category "Public" and holding more than 1% of the total number of shares.

Sr.No	Name of the shareholder	Number of shares	Shares as a percentage of total number of shares (i.e., Grand Total (A) +(B)+(C) indicated in Statement at para (I) (a) above}	Details of warrants		Details of convertible securities		Total shares (including underlying shares assuming full conversion of warrants and convertible securities) as a % of diluted share capital
				Number of warrants	As a % total number of warrants of the same class	Number of convertible securities held	% w.r.t. total number of convertible securities of the same class	
1	AARTI SINGAL	1000000	5.0591	0	0	0	0	0
2	SANJAY SINGAL	1000000	5.0591	0	0	0	0	0
3	SANJAY SINGAL - HUF	1000000	5.0591	0	0	0	0	0
4	OCTOPUS INFOTEL PRIVATE LTD.	4921950	2.4901	0	0	0	0	0
5	BAGRI CONSULTANCY AND SERVICES PRIVATE LIMITED	4607779	2.3311	0	0	0	0	0
6	PRAVEEN KUMAR AGARWAL	2839500	1.4365	0	0	0	0	0
7	RAJKUMAR GULAB BADGUJAR	2500000	1.2648	0	0	0	0	0
8	BUSHAN KUMAR UPPAL	2500000	1.2648	0	0	0	0	0
9	PRADEEP KUMAR	2500000	1.2648	0	0	0	0	0
10	MANISH UPPAL	2500000	1.2648	0	0	0	0	0
11	SHREE NARAYAN AGARWAL	2500000	1.2648	0	0	0	0	0
12	SUNITA BINDAL	2000000	1.0118	0	0	0	0	0
13	SURENDRA B JIWRAJKA	2000000	1.0118	0	0	0	0	0
14	TARUN AGGARWAL	2000000	1.0118	0	0	0	0	0
15	DELIP B JIWRAJKA	2000000	1.0118	0	0	0	0	0
16	ASHOK B JIWRAJKA	2000000	1.0118	0	0	0	0	0
17	RENU AGGARWAL	2000000	1.0118	0	0	0	0	0
18	RENU MITTAL	2000000	1.0118	0	0	0	0	0
TOTAL :		68869229	34.8418	0	0	0	0	0

Printed Date : 13/07/2015

PAGE NO : 1



(1)(C)(ii) Statement showing holding of securities (including shares, warrants, convertible securities) of persons (together with PAC) belonging to the category "Public" and holding more than 5% of the total number of shares of the company.

SR.NO	Name	Number of shares	Per	Details of warrants		Details of convertible securities		Total shares (including underlying shares assuming full conversion of warrants and convertible securities) as a % of diluted share capital
				Number of warrants held	As a % total number of warrants of the same class	Number of convertible securities held	% w.r.t. total number of convertible securities of the same class	
1	AARTI SINGAL	10000000	5.0591	0	0	0	0	0
2	SANJAY SINGAL	10000000	5.0591	0	0	0	0	0
3	SANJAY SINGAL - HUF	10000000	5.0591	0	0	0	0	0
TOTAL :		30000000	15.1774	0	0	0	0	0

Printed Date : 13/07/2015



(I)(d)

Statement showing details of locked-in shares

AS ON : 30/06/2015

Sr No	Name of the shareholder	Number of locked-in shares	Locked-in shares as a percentage of total number of shares (i.e., Grand Total (A)+(B)+(C) indicated in Statement at para (I)(a) above)	Promoter / Promoter Group / Public
1	AARTI SINGAL	1000000	5.06	Public
2	ASHOK B JIWRAJKA	2000000	1.01	Public
3	BHAGWANDAS SOMANI HUF	500000	0.25	Public
4	BUSHAN KUMAR UPPAL	2500000	1.26	Public
5	DEEPAK KUMAR AGARWAL	1250000	0.63	Public
6	DILIP B JIWRAJKA	2000000	1.01	Public
7	SUNIT KR. SINGHAL	1500000	0.76	Public
8	SUNIT KR. SINGHAL HUF	1500000	0.76	Public
9	SURENDRA B JIWRAJKA	2000000	1.01	Public
10	POOJA TONDON	500000	0.25	Public
11	PRADEEP KUMAR	2500000	1.26	Public
12	SANJAY SINGAL	10000000	5.06	Public
13	SANJAY SINGAL - HUF	10000000	5.06	Public
14	SANJEEV TONDON HUF	500000	0.25	Public
15	SHREE NARAYAN AGARWAL	2500000	1.26	Public
16	G.M. LINGARAJU	1500000	0.76	Public
17	G.M. PRASANNA KUMAR	1500000	0.76	Public
18	G.S. ANITHKUMAR	1500000	0.76	Public
19	KUSUM N SONI	1000000	0.51	Public
20	MANISH UPPAL	2500000	1.26	Public
21	NATWAR LAL DAGA	350000	0.18	Public
TOTAL:		57600000	29.1406	

(II)(a)

Statement showing details of Depository Receipts (DRs)

Sr.No.	Type of Outstanding DR (ADRs,GDRs,SDRs etc.)	No of Outstanding DRs.	No of Shares underlying outstanding DRs.	Shares underlying outstanding DRs as a Percentage of total number of shares (i.e Grand Total (A)+ (B) + (C) Indicated in statement at para(I) (a) above)
1	GDRs			
TOTAL :				



(II) (b) Statement showing holding of Depository Receipts (DRs) , where underlying shares held by 'promoter / promoter group ' are in excess of 1% of the total number of shares.

Sr.No.	Name of the DR Holder	Type of Outstanding DR (ADRs,GDRs,SDRs etc.)	No.of Shares underlying outstanding DRs.	Shares underlying outstanding DRs. as a Percentage of total number of shares (i.e Grand Total (A)+(B)+(C) Indicated in statement at Para (I) (a) above)
1				
TOTAL :				

