

Name of the Company : PEARL ELECTRONICS LTD RS1

Script Code Name of the scrip, class of security :

Quarter ended : 31/12/2014

Partly paid-up shares :-	No. of partly paid-up shares	As a % of total no. of partly paid-up shares	As a % of total no. of shares of the company
Held by promoter/ promoter group		0.00	0.00
Held by public		0.00	0.00
Total	0	0.00	0.00
Outstanding convertible securities	No. of outstanding securities	As a % of total no. of outstanding convertible securities	As a % of total no. of shares of the company, assuming full conversion of the convertible securities
Held by promoter/ promoter group		0.00	0.00
Held by public		0.00	0.00
Total	0	0.00	0.00
Warrants	No. of Warrants	As a % of total no. of Warrants	As a % of total no. of shares of the company, assuming full conversion of warrants
Held by promoter/ promoter group	0	0.00	0.00
Held by public	0	0.00	0.00
Total	0	0.00	0.00
Total paid-up capital of the company, assuming full conversion of warrants convertible securities Total (A+B+C)+ D+E+F)	197662480		100.00

For Pearl Electronics Limited



Director/Authorized Signatory

Statement Showing Shareholding Pattern

Table I)(a)

Category of Shareholder Code	Number of Shareholders	Total Number Of Shares	Number of Total Shareholding as a percentage of total number of Dematerialised shares		As a Percentage of (A+B)	As a Percentage of (A+B+C)	Number of Shares	Pledged or otherwise encumbered	As a percentage (IX)= (VII)/(IV) *100
			(IV)	(V)					
(I)	(II)	(III)	(IV)	(V)	(VI)	(VII)	(VIII)	(IX)=	

(A) Shareholding of Promoter and Promoter Group²

1. INDIAN

(a) INDIVIDUAL/ HUF	5	11480640	11480640	5.8082	5.8082	0	0.00
(b) CENTRAL / STATE GOVERNMENT(S)	0	0	0	0.0000	0.0000	0	0.00
(c) BODIES CORPORATE	0	0	0	0.0000	0.0000	0	0.00
(d) FINANCIAL INSTITUTIONS / BANKS	0	0	0	0.0000	0.0000	0	0.00
(e) ANY OTHERS (Specify)	0	0	0	0.0000	0.0000	0	0.00
(i) DIRECTORS RELATIVES	0	0	0	0.0000	0.0000	0	0.00
(ii) GROUP COMPANIES	6	19357410	19357410	9.7932	9.7932	0	0.00
(iii) TRUSTS	0	0	0	0.0000	0.0000	0	0.00
SUB TOTAL (A)(I) :	11	30838050	30838050	15.6014	15.6014	0	0.00

2. FOREIGN

(a) INDIVIDUAL	0	0	0	0.0000	0.0000	0	0.00
(b) BODIES CORPORATE	0	0	0	0.0000	0.0000	0	0.00
(c) INSTITUTIONS	0	0	0	0.0000	0.0000	0	0.00
(d) QUALIFIED FOREIGN INVESTOR	0	0	0	0.0000	0.0000	0	0.00
(e) ANY OTHERS (Specify)	0	0	0	0.0000	0.0000	0	0.00
SUB TOTAL (A)(2) :	0	0	0	0.0000	0.0000	0	0.00

Total holding for promoters (A)=(A)(1) + (A)(2)	11	30838050	30838050	15.6014	15.6014	0	0.00
---	----	----------	----------	---------	---------	---	------

(B) Public shareholding

1. INSTITUTIONS							
(a) MUTUAL FUNDS / UTI	0	0	0	0.0000	0.0000	0	0.00
(b) FINANCIAL INSTITUTIONS / BANKS	0	0	0	0.0000	0.0000	0	0.00
(c) CENTRAL / STATE GOVERNMENT(S)	0	0	0	0.0000	0.0000	0	0.00
(d) VENTURE CAPITAL FUNDS	0	0	0	0.0000	0.0000	0	0.00
(e) INSURANCE COMPANIES	0	0	0	0.0000	0.0000	0	0.00
(f) FITS	0	0	0	0.0000	0.0000	0	0.00

Print Date : 07/01/2015

Page 2 of 8

For Pearl Electronics Limited



Director/ Auth. Sign.

Statement Showing Shareholding Pattern

Category Code	Category of Shareholder	Number of Shareholders	Total Number Of Shares	Number of Total Shareholding as a percentage of total number of Dematerialised shares		As a Percentage of (A+B)	As a Percentage of (A+B+C)	Number of Shares otherwise encumbered	Shares Pledged or otherwise	As a Percentage (VII)/(IV) *100
				(I)	(II)					
(g)	FOREIGN VENTURE CAPITAL INVESTORS	0	0	0	0.0000	0.0000	0	0	0.00	
(h)	QUALIFIED FOREIGN INVESTOR	0	0	0	0.0000	0.0000	0	0	0.00	
(i)	ANY OTHERS (Specify)	0	0	0	0.0000	0.0000	0	0	0.00	
SUB TOTAL (BK1) :		0	0	0	0.0000	0.0000	0	0	0.00	
B.2. Non-institutions										
(a)	BODIES CORPORATE	421	45583062	45535972	23.0611	23.0611	0	0	0.00	
(b)	INDIVIDUAL	1085	4861552	4022942	2.4595	2.4595	0	0	0.00	
(ii)	(CAPITAL UPTO TO Rs. 1 Lakh)	109	115234615	40781795	58.3088	58.3088	0	0	0.00	
(c)	(CAPITAL GREATER THAN Rs. 1 Lakh)	0	0	0	0.0000	0.0000	0	0	0.00	
(e)	QUALIFIED FOREIGN INVESTOR	0	0	0	0.0000	0.0000	0	0	0.00	
(d)	ANY OTHERS (Specify)	0	0	0	0.0000	0.0000	0	0	0.00	
(i)	TRUSTS	18	1123361	1123361	0.5683	0.5683	0	0	0.00	
(ii)	CLEARING MEMBER	0	0	0	0.0000	0.0000	0	0	0.00	
(iii)	DIRECTORS RELATIVES	0	0	0	0.0000	0.0000	0	0	0.00	
(iv)	EMPLOYEE	4	1840	150	0.0009	0.0009	0	0	0.00	
(v)	NON RESIDENT INDIANS (NRI)	0	0	0	0.0000	0.0000	0	0	0.00	
(vi)	OVERSEAS BODIES CORPORATES	0	0	0	0.0000	0.0000	0	0	0.00	
(vii)	UNCLAIMED SUSPENSE ACCOUNT	0	0	0	0.0000	0.0000	0	0	0.00	
SUB TOTAL (BK2) :		1637	166824430	91464220	84.3986	84.3986	0	0	0.00	
Total Public Shareholding (B)=(B1)+(B2)		1637	166824430	91464220	84.3986	84.3986	0	0	0.00	
Total (A) + (B) :		1648	197662480	122302270	100.0000	100.0000	0	0	0.00	
(C) Shares held by Custodians and against which Depository Receipts have been issued										
(i)	Promoter and Promoter Group	0	0	0	0.0000	0.0000	0	0	0.00	
(ii)	Public	0	0	0	0.0000	0.0000	0	0	0.00	
SUB TOTAL (CK1) :		0	0	0	0.0000	0.0000	0	0	0.00	

For Pearl Electronics Limited



Director/ Auth. Sign.

Grand Total (A) + (B) + (C) 1648 197662480 122302270 100 100,0000 0 0.00

NOTES :
1) NAME, NUMBER OF SHARES HELD & PERCENTAGE OF ENTITIES / PERSONS HOLDING MORE THAN 1% OF THE TOTAL SHARES OF THE COMPANY IS AS PER ANNEXURE

(I)(b) Statement showing holding of securities (including shares, warrants, convertible securities) of persons belonging to the category "Promoter and Promoter Group"

S.No	Name of the Shareholder	Total shares held		Encumbered shares (*)		Details of warrants		Details of convertible securities		Total shares (including underlying shares assuming full conversion of warrants and convertible securities) as a % of diluted share capital	
		Number of shares	As a % of grand total (A)+(B)+(C)	Number	As a percentage (A)+(B)+(C)	Number of warrants held	As a % of total number of warrants of the same class	Number of convertible securities held	As a % of total number of convertible securities of the same class		
(I)	(II)	(III)	(IV)	(V)	(VI)=(V)/(III)* 100	(VII)	(VIII)	(IX)	(X)	(XI)	(XII)
1	NAVYUG TELEFILMS PRIVATE LIMITED	7599060	3.8445	0	0.00	0	0	0	0	0	0
2	KRISHAN KHADARIA	7260700	3.6733	0	0.00	0	0	0	0	0	0
3	GOLDEN MEADOWS EXPORT PRIVATE LIMITED	5111100	2.5858	0	0.00	0	0	0	0	0	0
4	ASHA KHADARIA	4137610	2.0933	0	0.00	0	0	0	0	0	0
5	ATTRIBUTE SHARES AND SECURITIES PVT. LTD.	3729130	1.8866	0	0.00	0	0	0	0	0	0
6	MUMBADEVI FINANCE INVESTMENT COMPANY PVT LT	2158020	1.0918	0	0.00	0	0	0	0	0	0
7	FOREVER FLOURISHING FINANCE & INVESTMENT PVT LTD	438150	0.2217	0	0.00	0	0	0	0	0	0
8	KASHISH MULTITRADE PRIVATE LIMITED	321950	0.1629	0	0.00	0	0	0	0	0	0
9	MOHIT KHADARIA	39750	0.0201	0	0.00	0	0	0	0	0	0
10	SUSHILA DEVI RAGHUNATH PRASAD KHADARIA	28390	0.0144	0	0.00	0	0	0	0	0	0
11	MOHINI KRISHAN KHADARIA	14190	0.0072	0	0.00	0	0	0	0	0	0
TOTAL :		30838050	15.6014	0	0.00	0.0000	0	0	0	0	0

PRINTED ON : 07/01/2015

PAGE NO : 1

For Pearl Electronics Limited

S. V. Wadga

Director / Auth. Sign.


(1)(c)(i) Statement showing holding of securities (including shares, warrants, convertible securities) of persons belonging to the category "Public" and holding more than 1% of the total number of shares.

Sr.No	Name of the shareholder	Number of shares	Shares as a percentage of total number of shares (i.e. Grand Total (A) +(B)+(C) indicated in Statement at para (1) (a) above)	Details of warrants		Details of convertible securities		Total shares (including underlying shares assuming full conversion of warrants and convertible securities) as a % of diluted share capital
				Number of warrants	As a % total number of warrants of the same class	Number of convertible securities held	% w.r.t. total number of convertible securities of the same class	
1	SANJAY SINGAL - HUF	10000000	5.0591	0	0	0	0	0
2	SANJAY SINGAL	10000000	5.0591	0	0	0	0	0
3	AARTI SINGAL	10000000	5.0591	0	0	0	0	0
4	OCTOPUS INFOTEL PRIVATE LTD.	4921950	2.4901	0	0	0	0	0
5	PRAVEEN KUMAR AGARWAL	2839500	1.4365	0	0	0	0	0
6	ANAND RATHI GLOBAL FINANCE LIMITED	2604721	1.3178	0	0	0	0	0
7	BUSHAN KUMAR UPPAL	2500000	1.2648	0	0	0	0	0
8	SHREE NARAYAN AGARWAL	2500000	1.2648	0	0	0	0	0
9	PRADEEP KUMAR	2500000	1.2648	0	0	0	0	0
10	MANISH UPPAL	2500000	1.2648	0	0	0	0	0
11	RAJKUMAR BADGUJAR	2500000	1.2648	0	0	0	0	0
12	SURENDRA B JIWRAIKA	2000000	1.0118	0	0	0	0	0
13	SUNITA BINDAL	2000000	1.0118	0	0	0	0	0
14	RENJ MITTAL	2000000	1.0118	0	0	0	0	0
15	ASHOK B JIWRAIKA	2000000	1.0118	0	0	0	0	0
16	RENU AGGARWAL	2000000	1.0118	0	0	0	0	0
17	TARUN AGGARWAL	2000000	1.0118	0	0	0	0	0
18	DILIP B JIWRAIKA	2000000	1.0118	0	0	0	0	0
TOTAL :		66866171	33.8285	0	0	0	0	0

Printed Date : 07/01/2015

PAGE NO :

1


For Pearl Electronics Limited

 Director/Auth. Sign.

(I)(c)(iii)

Statement showing holding of securities (including shares, warrants, convertible securities) of persons (together with PAC) belonging to the category "Public" and holding more than 5% of the total number of shares of the company.

SR.NO	Name	Number of shares	Details of warrants			Details of convertible securities			Total shares (including underlying shares assuming full conversion of warrants and convertible securities as a % of diluted share capital)
			Number of warrants held	As a % total number of warrants of the same class	Number of convertible securities held	% w.r.t. total number of convertible securities of the same class			
1	SANJAY SINGAL - HUF	10000000	0	0	0	0	0	0	
2	SANJAY SINGAL	10000000	0	0	0	0	0	0	
3	AARTI SINGAL	10000000	0	0	0	0	0	0	
TOTAL :		30000000	0	0	0	0	0	0	

Printed Date : 07/01/2015

For Pearl Electronics Limited

Director/Arth. Sign.

(1)(d)

Statement showing details of locked-in shares

AS ON : 31/12/2014

Sl No	Name of the shareholder	Number of locked-in shares	Locked-in shares as a percentage of total number of shares {i.e., Grand Total (A)+(B)+ (C) indicated in Statement at para 11(a) above}	Promoter / Promoter Group / Public
1	AARTI SINGAL	10000000	5.06	Public
2	ANJU SOMANI	500000	0.25	Public
3	ASHOK B JIWRALKA	20000000	1.01	Public
4	AVANI D JOSHI	1250000	0.63	Public
5	BHAGWANDAS SOMANI HUF	500000	0.25	Public
6	BUSHAN KUMAR UPPAL	2500000	1.26	Public
7	DEEPAK KUMAR AGARWAL	1250000	0.63	Public
8	DILIP B JIWRALKA	2000000	1.01	Public
9	G.M. LINGARAJU	1500000	0.76	Public
10	G.M. PRASANNA KUMAR	1500000	0.76	Public
11	G.S. ANITHKUMAR	1500000	0.76	Public
12	KUSUM N SONI	1000000	0.51	Public
13	LAXMINIWAS MODANI	1250000	0.63	Public
14	MANISH UPPAL	2500000	1.26	Public
15	NATWAR LAL DAGA	350000	0.18	Public
16	POOJA TONDON	500000	0.25	Public
17	PRADEEP KUMAR	2500000	1.26	Public
18	PRAVIN KUMAR B. AGARWAL	1750000	0.89	Public
19	RAJKUMAR BADGUJAR	2500000	1.26	Public
20	SANDESH ZAMBAD	1900000	0.96	Public
21	SANJAY SINGAL	10000000	5.06	Public
22	SANJAY SINGAL - HUF	10000000	5.06	Public
23	SANJEEV TONDON HUF	500000	0.25	Public
24	SHREE NARAYAN AGARWAL	2500000	1.26	Public
25	SMITA SOMANI	500000	0.25	Public
26	SUBHASH ZAMBAD	1900000	0.96	Public
27	SUDHIRKUMAR B. AGARWAL	1750000	0.89	Public
28	SUNDER SOMANI	500000	0.25	Public
29	SUNIT KR. SINGHAL	1500000	0.76	Public
30	SUNIT KR. SINGHAL HUF	1500000	0.76	Public
31	SURENDRA B JIWRALKA	2000000	1.01	Public
TOTAL:		71400000	36.1222	

For Pearl Electronics Limited



Director / Auth. Sign.


(ii)(a)

Statement showing details of Depository Receipts (DRs)

Sr.No.	Type of Outstanding DR (ADRs,GDRs,SDRs etc.)	No of Outstanding DRs	No of Shares underlying outstanding DRs	Shares underlying outstanding DRs as a Percentage of total number of shares (i.e Grand Total (A)+(B) + (C) Indicated in statement at para(1) (a) above)
1	GDRs			
TOTAL :				

(ii) (b) Statement showing holding of Depository Receipts (DRs) , where underlying shares held by 'promoter / promoter group' are in excess of 1% of the total number of shares.

Sr.No.	Name of the DR Holder	Type of Outstanding DR (ADRs,GDRs,SDRs etc)	No of Shares underlying outstanding DRs	Shares underlying outstanding DRs as a Percentage of total number of shares (i.e Grand Total (A)+(B)+(C) Indicated in statement at Para (1) (a) above)
1				
TOTAL :				

For Pearl Electronics Limited

Director/ Auth. Sign.